


Paleolithic Prezi Presentation for Paleolithic Foldable

Notes: Use this information to add notes to Obtaining Food, Work of Men and Women, Adaptation, and Arts/Crafts. The information can go under more than one category.




Shelter

Nomads used wooden poles with animal hide stretched across as a roof. A more common shelter was caves. They provided a way to get out of the rain and harsh winds.


Tools

The nomads used wood, stone and bones to make tools and weapons. For example, they used stones for cutting, bone hooks for fishing and wooden spears for killing. The sharpest tool they had was bone. They made vine nets to capture animals.



Food

The women and the children gathered berries, fruits, grains, nuts and green plants. Meanwhile, the men hunted and fished for food. They traveled with the food source.



Art

The nomads made cave paintings to show tales and events that happened in the past. They used clay to make plain bowls, pottery and sculptures. As seen in the picture, the bowl is simple.

Fire

Fire was used to keep warm and during the night it would let them see. Nomads could have discovered fire by lightning striking a tree or when sharpening rocks. The nomads would use fire for cooking and sanitizing water.



Climate

Glaciers were disappearing from most of the world during the Paleolithic Age. A lot of the animals were going extinct due to this.

Traveling

The nomads traveled in groups of 20-30. They discovered rafts to get across big bodies of water. They traveled by foot along with their food source.