

Silk Road Project Choices

1. Diorama (1-2 people) – You will create a diorama including five distinct “artifacts” that might be in a museum exhibit. These can include a letter, objects that might have been traded, a detailed map, drawings or paintings of life on the Silk Road, or other items you might find on the Silk Road. You will present your diorama to the class.
2. Skit (2-4 people) – Create a skit/musical skit that could have happened during the time of the Silk Road. You must submit a written script. A skit/musical skit is like a mini play or a mini live movie that is full of acting (include singing/dancing if you plan on a musical skit). You must use your acting skills. You may video tape the performance for the presentation.
3. Commercial (1-4 people) – Create a commercial for a Silk Road product or new invention from this time period. Your commercial must have a written script and must provide information about a real product from the Silk Road time period. You may video tape your commercial for the presentation.
4. Advertisement Poster (1-2 people) – Create a poster as an advertisement for a real product or a new invention that was traded on the Silk Road. You will present your poster to the class.
5. Letters (2 people) – Write letters based on the time period of the Silk Road. Letters should be written as if they are being sent back and forth. You and your partner will read the letters to the class. You each must write three letters. Letters will be submitted.
6. Diary (1 person) - Write three diary entries as if you are *a merchant at a market place, a guide traveling, and a pilgrim of faith on the Silk Road*. This entry will display the people’s viewpoint and daily events. You will present your entries to the class.
7. PowerPoint (1-2 people) – Answer a question related to the Silk Road. It should be a question about something you did not learn about. Questions will need to be pre-approved by the teacher. You will need to include at least ten slides. You and your partner will need to present if you have a partner.
8. Graphic Novel (1 person) - Write a detailed story about a person that traveled on the Silk Roads. Your story must have a main character, a problem, and a solution. You should include a labeled Silk Road map. You may complete this assignment in a graphic novel (comic book) style or in a picture book format. You will read it to the class.

Note: You will need to complete research and use ten vocabulary words from Unit 4. All projects will need to be presented to the class. Once you pick your project, you will be given directions and a rubric for the project.

Silk Road Project - Diorama

Directions: Follow the steps below. You may work with a partner.

1. Read the rubrics so that you know how you will be graded.
2. Create a diorama including five distinct “artifacts” that might be in a museum exhibit from this time period. These can include a letter, objects that might have been traded, a detailed map, drawings or paintings of life on the Silk Road, or other items you might find on the Silk Road.

OR

Create a miniature representation of a scene from the Silk Road in which sculptured figures and lifelike details are represented to blend in with a realistic background inside a box.

Check off the information as you represent it. Must include the following:



- A. The Silk Road
 - B. Exchange of Goods
 - C. Exchange of Ideas
 - D. Increase in Economy
 - E. Types of Travelers on the Silk Road
 - F. Ten Vocabulary Words from Unit 4 (during the presentation)
3. Write a title for your diorama. Each item should have a prepared caption and a written description. Grammar and spelling counts!
 4. Plan/practice/rehearse how you will describe the diorama orally to the class using the objectives in A-F above. If working with a partner, both of you must be involved with the oral presentation.

****Research will be necessary to complete this assignment. ****







Items traded or found on the Silk Roads:

Silk clothing, music, animal furs, iron tools and weapons, frankincense oil, jewelry, olives and olive oil, ivory, spices, herbs, dates, jade, gold, copper, wine, silver, textiles (cloth), tortoise shells, camels for travel, Buddhism, and the bubonic plague

Silk Road Project - Skit or Musical Skit

Directions: Follow the steps below. (2-4 people may work on this project)

1. Read the rubrics so that you know how you will be graded.
2. A skit or musical skit is like a mini play or a mini live movie that is full of acting (include singing/dancing if you plan on a musical skit). You must use your acting skills.
3. Create a skit. Include the following in your skit appropriately. Check off the information as you use it in your skit.

-  A. The Silk Road
-  B. Exchange of Goods
-  C. Exchange of Ideas
-  D. Increase in Economy
-  E. Types of Travelers on the Silk Road
-  F. Use Ten Vocabulary Words from Unit 4

4. Make up movements to go with your individual singing or dialogue.
5. Copy or ask your teacher to make a copy of your skit for each person.
6. Create costumes and props.
7. Practice/rehearse your skit quietly in class.
8. Perform your skit for the class. Speak clearly and loudly so that everyone understands you. Face the class and be dramatic. You may record the skit to be played in class or perform it live.
9. All members of the group must participate in the skit.

****Research will be necessary to complete this assignment. ****

Items traded or found on the Silk Roads:


Silk clothing, music, animal furs, iron tools and weapons, frankincense oil, jewelry, olives and olive oil, ivory, spices, herbs, dates, jade, gold, copper, wine, silver, textiles (cloth), tortoise shells, camels for travel, Buddhism, and the bubonic plague

Silk Road Project - Commercial

Directions: Follow the steps below. (1-4 people may work on this project.)

1. Read the rubrics so that you know how you will be graded.
2. Create a commercial for a Silk Road product or a new invention from this time period. (1-4 people)

Include the following in your commercial:

- 
- A. The Silk Road
 - B. Exchange of Goods
 - C. Exchange of Ideas
 - D. Increase in Economy
 - E. Types of Travelers on the Silk Road
 - F. Use Ten Vocabulary Words from Unit 4
 - G. A Written Script

3. Your commercial must have a written script with parts labeled for each performer. It needs to be grammatically correct as well. You should focus on the following ideas to promote your product/invention: **What is it? How is it used? Where did it come from? Why do people need it? How did it solve a problem? What resources are needed to create it?**
4. Copy or ask your teacher to make a copy of your script for each person.
5. Create costumes and props.
6. Practice/rehearse your commercial quietly in class.
7. Perform your commercial for the class. Speak clearly and loudly so that everyone understands you. Face the class and be dramatic. You may record the commercial to be played in class or perform it live.
8. All members of the group must participate in the commercial.

****Research will be necessary to complete this assignment. ****

Items traded or found on the Silk Roads:


Silk clothing, music, animal furs, iron tools and weapons, frankincense oil, jewelry, olives and olive oil, ivory, spices, herbs, dates, jade, gold, copper, wine, silver, textiles (cloth), tortoise shells, camels for travel, Buddhism, and the bubonic plague

Silk Road Project - Advertisement Poster

Directions: Follow the steps below. (1-2 people may work on this project.)

1. Read the rubrics so that you know how you will be graded.
2. Create a poster for a Silk Road product or a new invention from this time period.

Include the following:

- 
- A. The Silk Road
 - B. Exchange of Goods
 - C. Exchange of Ideas
 - D. Increase in Economy
 - E. Types of Travelers on the Silk Road
 - F. Use Ten Vocabulary Words from Unit 4 (in your presentation)
 - G. Poster with Hand Drawn Pictures

3. You should focus on the following ideas to promote your product/invention: **What is it? How is it used? Where did it come from? Why do people need it? How did it solve a problem? What resources are needed to create it?**
4. Practice/rehearse presenting your poster to the class.
5. You will present your poster to the class.

****Research will be necessary to complete this assignment. ****

Items traded or found on the Silk Roads:


Silk clothing, music, animal furs, iron tools and weapons, frankincense oil, jewelry, olives and olive oil, ivory, spices, herbs, dates, jade, gold, copper, wine, silver, textiles (cloth), tortoise shells, camels for travel, Buddhism, and the bubonic plague

Silk Road Project - Letters

Directions: Follow the steps below. (2 people are needed for this project.)

1. Read the rubrics so that you know how you will be graded.
2. Take on the character of two people from the Silk Road time period. Write three letters back and forth about your life, the Silk Road, current affairs, etc.

Include the following in your letters:

- 
- A. The Silk Road
 - B. Exchange of Goods
 - C. Exchange of Ideas
 - D. Increase in Economy
 - E. Types of Travelers on the Silk Road
 - F. Ten Vocabulary Words from Unit 4
 - G. Neatly written

3. Practice/rehearse reading your letters quietly.
4. Present your letters to the class
5. Turn in the letters after your presentation.

****Research will be necessary to complete this assignment. ****

Items traded or found on the Silk Roads:

Silk clothing, music, animal furs, iron tools and weapons, frankincense oil, jewelry, olives and olive oil, ivory, spices, herbs, dates, jade, gold, copper, wine, silver, textiles (cloth), tortoise shells, camels for travel, Buddhism, and the bubonic plague

Silk Road Project - Diary

Directions: Follow the steps below. (This is a one-person project.)

1. Read the rubrics so that you know how you will be graded.
2. Write 3 diary entries as if you are *a merchant at a market place, a guide traveling, and a pilgrim of faith on the Silk Road*. These entries will display each person's viewpoint and daily events for the time period. Use the following information in your diary entries correctly:



- A. The Silk Road
- B. Exchange of Goods
- C. Exchange of Ideas
- D. Increase in Economy
- E. Types of Travelers on the Silk Road
- F. Ten Vocabulary Words from Unit 4

3. Revise your diary entries for spelling and grammar mistakes.
4. You will select one entry to share with the class. All three entries will be turned in.
5. Practice/rehearse reading your diary entry.

****Research will be necessary to complete this assignment. ****

Items traded or found on the Silk Roads:

Silk clothing, music, animal furs, iron tools and weapons, frankincense oil, jewelry, olives and olive oil, ivory, spices, herbs, dates, jade, gold, copper, wine, silver, textiles (cloth), tortoise shells, camels for travel, Buddhism, and the bubonic plague

Date _____

Dear Diary,


Silk Road Project - PowerPoint

Directions: Follow the steps below. (1-2 people may work on this project.)

1. Read the rubrics so that you know how you will be graded.
2. Create a PowerPoint answering a question you have about the Silk Road. The question can be about the trade routes, products, or people of the time period. The question needs to be about something we didn't learn about. You need to include at least ten slides.

Teacher will need to approve the question. Get teacher approval before starting the project.

Include the following:

- 
- A. The Silk Road
 - B. Exchange of Goods
 - C. Exchange of Ideas
 - D. Increase in Economy
 - E. Types of Travelers on the Silk Road
 - F. Ten Vocabulary Words from Unit 4

3. Revise and edit your PowerPoint.
4. Practice/rehearse your presentation.
5. Present your PowerPoint to the class.
6. All members of the group must participate in the oral presentation.

****Research will be necessary to complete this assignment. ****

Items traded or found on the Silk Roads:







Silk clothing, music, animal furs, iron tools and weapons, frankincense oil, jewelry, olives and olive oil, ivory, spices, herbs, dates, jade, gold, copper, wine, silver, textiles (cloth), tortoise shells, camels for travel, Buddhism, and the bubonic plague

Silk Road Project – Graphic Novel

Directions: Follow the steps below. (1 person may work on this assignment.)

1. Read the rubrics so that you know how you will be graded.
2. Write a detailed story about a person that traveled on the Silk Roads. Your story must have a main character, a problem, and a solution. You should include a labeled Silk Road map. You may complete this assignment in a graphic novel (comic book) style or in a picture book format.

Include the following:

-  A. The Silk Road
 -  B. Exchange of Goods
 -  C. Exchange of Ideas
 -  D. Increase in Economy
 -  E. Types of Travelers on the Silk Road
 -  F. Ten Vocabulary Words from Unit 4
3. Revise and edit
 4. Practice/rehearse reading your novel out loud.
 5. Present your novel to the class.

****Research will be necessary to complete this assignment. ****

Items traded or found on the Silk Roads:

Silk clothing, music, animal furs, iron tools and weapons, frankincense oil, jewelry, olives and olive oil, ivory, spices, herbs, dates, jade, gold, copper, wine, silver, textiles (cloth), tortoise shells, camels for travel, Buddhism, and the bubonic plague

Name _____

Score _____
Points Possible 35**Silk Road Project Rubric – Test Grade**

	5	4	3	0
Information	Sufficient, accurate historical information	More information needed	Some information is inaccurate	Information made up or not there
Creativity and effort	Project is <u>creative</u> and shows real effort (not slapped together at the last minute!)	Shows effort	More effort needed	Copied and/or showing little effort
Organization and structure	Work is organized, neat, and free of major problems or errors	Needed more organization or errors needed to be fixed	Lacked organization or errors caused confusion	Work difficult to follow and/or with several major errors
Silk Road Vocabulary	Used at least ten vocabulary words from Unit 4	Used at least 7 vocabulary words from Unit 4	Used at least 4 vocabulary words from Unit 4	Did not use any vocabulary words from Unit 4
Use of Time Given in Class to Work on the Project	Used class time effectively and efficiently	On task most of the time	Needed one or two reminders to stay on task or to work quietly	Needed several reminders to stay on task or to work quietly
Presentation	Seemed well planned and rehearsed	Seemed like planning/ rehearsing was done	Seemed like more planning or rehearsing was needed	Lacked planning or needed more rehearsal
Listening to Other Presentations	Listened and paid attention respectfully without disrupting	Listened and paid attention respectfully <u>most of the time</u>	Quiet but did not pay attention	Disruptive during presentation

Presentation Rubric

	4	3	2	0
Delivery	Presenter seems prepared. Presenter doesn't rush and shows enthusiasm. Avoids like, ums, you knows, etc. Uses complete sentences.	Presenter seems somewhat prepared. Presenter doesn't rush and shows enthusiasm. Avoids like, ums, you knows, etc. Uses complete sentences.	Presenter needed to rehearse or practice more.	Presenter did not seem prepared.
Eye Contact	Presenter keeps head up, does not read straight from the script, and speaks to the whole audience.	Presenter makes a <u>good effort</u> to keep head up, not read straight from the script, and speak to the whole audience.	Some eye contact with the audience. Reads straight from the script.	No eye contact with the audience.
Posture	Presenter stands straight up, faces the audience, and doesn't fidget.	Presenter makes a good effort to stand straight up, face the audience, and not fidget	Presenter stands straight up, faces the audience, and does not fidget <u>some of the time</u>	Presenter struggles to stand straight up, face the audience, and not fidget
Volume	Presenter can be easily heard by all. No gum being chewed.	Presenter can be heard, but some parts are hard to hear clearly	Front of the room can hear presenter, but not back of the room	Presenter cannot be heard.